

Round 4 & 5 : Sydney Motorsports Park : August 1 - 4

SUPERSPORT

Round 4 - Practice 1

Date: 01/08/13
 Event: P02
 Weather: Sunny - Temp: 11.6C
 Track: Dry - Temp: 19.2C

Started at: 09:35:44
 Laps: 20 Min
 Starters: 23
 Printed at: 10:00

PROVISIONAL CLASSIFICATION

Pos	No	Gr	Name	Machine	Fastest Lap	On Lap	Behind Prev	Behind Leader	Top Speed
1	52	A	Ryan TAYLOR (VIC) / Yamaha / Pirelli / Motul / YRD / SW Racing	Yamaha YZF-R6	1:35.597	5 of 6			264
2	50	B	Callum SPRIGGS (QLD) / YRD / Allsite Concrete Cutting / XXX Rated Suspensions	Yamaha YZF-R6	1:36.298	5 of 8	.701	.701	242
3	96	A	Aaron GOBERT (NSW) / Wet 4 U Kawasaki / Bell / Alpinestar / Boulistic / Dunlop	Kawasaki ZX6R	1:36.341	6 of 9	.043	.744	251
4	64	B	Aaron MORRIS (VIC) / Maxima Yamaha / Ohlins / Arrow / Pirelli / RK Bell / Alpine Stars	Yamaha YZF-R6	1:36.544	7 of 8	.203	.947	264
5	41	C	Aiden WAGNER (QLD) / YRD / XXX Rated Suspension / Wagner Soil Testing	Yamaha YZF-R6	1:36.767	5 of 6	.223	1.170	257
6	2	A	Daniel FALZON (SA) / Yamaha / Catterpillar EPSA / Yamaha	Yamaha YZF-R6	1:36.866	5 of 10	.099	1.269	274
7	78	B	Michael BLAIR (NSW) / YRD / Blair Build / M & C Plant / Campbells Building Materials	Yamaha YZF-R6	1:37.564	4 of 9	.698	1.967	264
8	82	A	Chris QUINN (NSW) / Coopers Pale Ale Yamaha / Holmes Extractive Resources	Yamaha YZF-R6	1:37.618	5 of 7	.054	2.021	260
9	83	B	Kyle BUCKLEY (QLD) / Motorcycle Accessory Shop / Yamaha / YRD / xxx Rated Susp. / LAE Racing	Yamaha YZF-R6	1:39.325	5 of 8	1.707	3.728	260
10	68	C	Mitch LEVY (NSW) / Racers Edge Performance / Pirelli / MOTUL	Suzuki GSX-R	1:39.428	11 of 11	.103	3.831	251
11	84	C	Thomas BRYDEN (NSW)	Yamaha YZF-R6	1:40.154	9 of 9	.726	4.557	251
12	69	A	Michael LOCKART (NSW) / EPL International / Amorini / Armstrong Consulting / Kawasaki	Kawasaki ZX6R	1:40.162	7 of 8	.008	4.565	257
13	53	B	Mason COOTE (WA) / Dynoverks Racing / MSC Safe Co / Radmix / Dyno Verks / SP Racing	Yamaha YZF-R6	1:40.301	7 of 10	.139	4.704	260
14	59	B	Luke BURGESS (QLD) / Mackay Kawasaki / Kawasaki Finance (KMF) / HR Smart Solutions	Kawasaki ZX6R	1:40.385	7 of 8	.084	4.788	260
15	81	C	Chris PERINI (NSW)	Triumph Daytona	1:41.077	11 of 11	.692	5.480	236
16	18	D	Mohd RAMDAN (MAL) / Team Petronas AHM Malaysia	Yamaha YZF-R6	1:41.367	8 of 8	.290	5.770	242

Chief Time Keeper - Scott Laing

Clerk of Course - Tom Williams



Computime Race Timing Systems Pty Ltd © 1996


Licensed to Computime Race Timing Systems

www.computime.com.au

COMPUTIME RACE TIMING SYSTEMS PTY LTD

9 Timber Lane, Glen Waverley, Vic 3150. Ph : 0418 17 13 17

E-mail : scott@computime.com.au





2013



SUPERBIKE CHAMPIONSHIPS

BROUGHT TO YOU BY



www.ma.org.au

**Round 4 & 5 : Sydney Motorsports Park : August 1 - 4****SUPERSPORT****Round 4 - Practice 1**

Date: 01/08/13
 Event: P02
 Weather: Sunny - Temp: 11.6C
 Track: Dry - Temp: 19.2C

Started at: 09:35:44
 Laps: 20 Min
 Starters: 23
 Printed at: 10:00

PROVISIONAL CLASSIFICATION

Pos	No	Gr	Name	Machine	Fastest Lap	On Lap	Behind Prev	Behind Leader	Top Speed
17	96a	B	Aaiden COOTE (WA) / SP Racing / MSC Safe Co / Motorcycle Panel & Paint / SK Mining Serv.	Honda CBR RR	1:41.896	9 of 10	.529	6.299	254
18	65	C	Hudson PITT (SA) / Hudson Pitt / Hyperfert / Underground Designs / All Bake Services	Suzuki GSX-R	1:42.100	8 of 9	.204	6.503	260
19	58	B	Anthony QUINN (NSW) / Coopers Pale Ale Yamaha / Holmes Extractive Resources	Yamaha YZF-R6	1:42.206	2 of 3	.106	6.609	254
20	24		Daniel MAYES (QLD)	Suzuki GSX-R	1:42.693	9 of 10	.487	7.096	254
21	97	C	Joshua CUMING (QLD) / Steve Vaughn / Fosters Ace Auto Repairs / Outback Jacks	Yamaha YZF-R6	1:43.496	6 of 8	.803	7.899	236
22	32	D	David ROUGHLEY (QLD) / Lismore Motorcycles / Tyres For Bikes / Mick's Fix / Arlen Ness	Yamaha YZF-R6	1:51.053	6 of 9	7.557	15.456	251
23	89		Anthony VILLELLA (QLD) / 2 wheels 'n' wear / Prime Clothing and Graphics	Suzuki GSX-R	1:51.735	4 of 6	.682	16.138	245

Current best lap for SS class - 1:32.009 by Jamie STAUFFER (NSW) on a Yamaha YZF-R6 set on 15/03/08

Chief Time Keeper - Scott Laing

Clerk of Course - Tom Williams




Computime Race Timing Systems Pty Ltd © 1996
 Licensed to Computime Race Timing Systems

www.computime.com.au

COMPUTIME RACE TIMING SYSTEMS PTY LTD

9 Timber Lane, Glen Waverley, Vic 3150. Ph : 0418 17 13 17

E-mail : scott@computime.com.au





2013



SUPERBIKE CHAMPIONSHIPS

BROUGHT TO YOU BY



www.ma.org.au

**Round 4 & 5 : Sydney Motorsports Park : August 1 - 4****SUPERSPORT****Round 4 - Practice 1**

Date: 01/08/13
 Event: P02
 Weather: Sunny - Temp: 11.6C
 Track: Dry - Temp: 19.2C


Started at: 09:35:44
 Laps: 20 Min
 Starters: 23
 Printed at: 10:00

PROVISIONAL LAP TIMES

No	Name	Lap 1	Lap 2	Lap 3	Lap 4	Lap 5	Lap 6	Lap 7	Lap 8	Lap 9	Lap 10
96a	Aaiden COOTE (WA)	1:49.184	1:45.407	1:46.130	1:48.472	1:46.169	1:46.300	1:43.967	1:44.060	1:41.896	1:44.046
2	Daniel FALZON (SA)	1:41.574	1:40.448	1:38.894	1:46.840	1:36.866	1:50.763	3:14.396	1:37.338	1:42.153	1:54.255
18	Mohd RAMDAN (MAL)	1:59.518	1:48.053	1:53.430	1:43.239	1:42.623	1:59.146	1:54.103	1:41.367		
24	Daniel MAYES (QLD)	1:53.592	1:49.223	1:49.800	1:46.987	1:46.112	1:45.655	1:43.527	1:43.383	1:42.693	1:46.874
32	David ROUGHLEY (QLD)	1:58.252	1:56.115	1:55.004	1:53.480	1:52.469	1:51.053	1:51.665	1:51.284	1:51.728	
41	Aiden WAGNER (QLD)	1:41.769	1:38.974	1:38.807	1:37.718	1:36.767	1:37.242				
50	Callum SPRIGGS (QLD)	1:41.813	1:38.992	1:38.807	1:37.460	1:36.298	1:37.083	1:36.729	1:55.864		
52	Ryan TAYLOR (VIC)	6:23.715	1:37.332	1:36.186	1:36.546	1:35.597	1:49.030				
53	Mason COOTE (WA)	1:49.118	1:47.329	1:43.991	1:42.355	1:40.851	1:42.334	1:40.301	1:43.064	2:04.944	2:41.724
58	Anthony QUINN (NSW)	1:46.356	1:42.206	1:56.936							
59	Luke BURGESS (QLD)	1:52.078	1:45.442	1:42.655	1:46.071	1:41.798	1:41.857	1:40.385	2:08.869		
64	Aaron MORRIS (VIC)	1:39.154	1:39.985	1:38.749	1:38.556	1:39.636	1:39.039	1:36.544	1:53.423		
65	Hudson PITT (SA)	1:47.309	1:44.650	1:44.881	2:02.004	4:37.959	1:44.157	1:42.832	1:42.100	1:42.140	
68	Mitch LEVY (NSW)	1:43.060	1:43.360	1:42.366	1:41.022	1:40.556	1:40.563	1:40.462	1:40.412	1:40.262	1:41.136
	10	1:39.428									
69	Michael LOCKART (NSW)	1:50.515	1:48.567	2:03.894	4:41.541	1:41.367	1:40.499	1:40.162	1:52.607		
78	Michael BLAIR (NSW)	3:54.994	1:39.510	1:40.281	1:37.564	1:47.797	3:25.666	1:37.696	1:37.806	1:37.777	
81	Chris PERINI (NSW)	1:48.181	1:44.590	1:43.572	1:42.844	1:42.301	1:41.851	1:41.640	1:41.763	1:42.698	1:41.834
	10	1:41.077									
82	Chris QUINN (NSW)	1:43.571	1:40.995	1:38.946	1:39.015	1:37.618	1:37.696	2:05.570			
83	Kyle BUCKLEY (QLD)	1:44.276	1:41.728	1:40.542	1:39.441	1:39.325	1:39.593	1:39.807	2:04.691		
84	Thomas BRYDEN (NSW)	1:50.642	1:45.539	1:44.900	1:43.605	1:42.366	1:55.383	3:04.711	1:41.567	1:40.154	
89	Anthony VILLELLA (QLD)	1:54.725	2:31.138	3:24.567	1:51.735	1:53.652	2:19.830				
96	Aaron GOBERT (NSW)	1:43.803	1:40.107	1:38.828	1:37.347	1:36.978	1:36.341	1:50.855	3:32.411	1:37.069	
97	Joshua CUMING (QLD)	1:52.579	1:47.131	1:47.044	1:44.687	1:45.248	1:43.496	1:46.855	2:14.760		

Scott Laing
 Chief Time Keeper - Scott Laing

Tom Williams
 Clerk of Course - Tom Williams




Computime Race Timing Systems Pty Ltd © 1996

Licensed to Computime Race Timing Systems

www.computime.com.au**COMPUTIME RACE TIMING SYSTEMS PTY LTD**

9 Timber Lane, Glen Waverley, Vic 3150. Ph : 0418 17 13 17

E-mail : scott@computime.com.au



Round 4 & 5 : Sydney Motorsports Park : August 1 - 4

SUPERSPORT

Round 4 - Practice 1

Date: 01/08/13
 Event: P02
 Weather: Sunny - Temp: 11.6C
 Track: Dry - Temp: 19.2C


Started at: 09:35:44
 Laps: 20 Min
 Starters: 23
 Printed at: 10:00

PROVISIONAL SPLIT TIMES

Lap	Split 1	Split 2	Split 3	Lap Time	Speed	Lap	Split 1	Split 2	Split 3	Lap Time	Speed
96a Aaiden COOTE (WA) (17th)						7	38.595	52.279	28.272	1:59.146	231
1	1:14.060	49.556	28.990	2:32.606	236	8	38.550	48.692	26.861	1:54.103	242
2	35.072	45.844	28.268	1:49.184	254	9	31.310	43.123	26.934	1:41.367	239
3	32.939	44.256	28.212	1:45.407	245	24 Daniel MAYES (QLD) (20th)					
4	32.461	45.830	27.839	1:46.130	248	1	1:33.774	1:10.939	30.987	3:15.700	245
5	33.580	46.929	27.963	1:48.472	248	2	35.069	49.073	29.450	1:53.592	251
6	32.578	44.479	29.112	1:46.169	245	3	32.930	47.046	29.247	1:49.223	254
7	32.284	46.436	27.580	1:46.300	242	4	33.611	47.324	28.865	1:49.800	248
8	32.090	43.955	27.922	1:43.967	245	5	32.898	45.999	28.090	1:46.987	236
9	31.543	45.060	27.457	1:44.060	254	6	32.030	45.840	28.242	1:46.112	242
10	31.338	43.264	27.294	1:41.896	245	7	32.123	45.616	27.916	1:45.655	245
11	33.470	43.482	27.094	1:44.046	248	8	31.607	44.346	27.574	1:43.527	245
2 Daniel FALZON (SA) (6th)						9	31.873	44.221	27.289	1:43.383	248
1	53.349	46.107	27.808	2:07.264	251	10	31.326	43.701	27.666	1:42.693	242
2	31.259	43.576	26.739	1:41.574	271	11	31.345	46.741	28.788	1:46.874	233
3	31.262	42.688	26.498	1:40.448	260	32 David ROUGHLEY (QLD) (22th)					
4	30.615	42.033	26.246	1:38.894	260	1	2:22.021	52.694	30.608	3:45.323	221
5	36.250	43.122	27.468	1:46.840	254	2	37.404	50.819	30.029	1:58.252	223
6	29.555	41.299	26.012	1:36.866	257	3	36.349	49.975	29.791	1:56.115	223
7	31.366	42.276	37.121	1:50.763		4	36.725	48.972	29.307	1:55.004	221
8	2:05.469	42.487	26.440	3:14.396	257	5	35.553	48.439	29.488	1:53.480	233
9	29.415	41.492	26.431	1:37.338	274	6	35.184	48.001	29.284	1:52.469	239
10	32.352	43.338	26.463	1:42.153	254	7	34.371	48.062	28.620	1:51.053	245
11	29.239	45.610	39.406	1:54.255		8	34.821	48.060	28.784	1:51.665	251
18 Mohd RAMDAN (MAL) (16th)						9	34.193	48.218	28.873	1:51.284	236
1	3:55.513	58.185	31.777	5:25.475	226	10	34.434	48.129	29.165	1:51.728	239
2	38.489	52.273	28.756	1:59.518	233	41 Aiden WAGNER (QLD) (5th)					
3	33.362	45.642	29.049	1:48.053	242	1	2:36.524	44.639	27.617	3:48.780	231
4	32.188	53.595	27.647	1:53.430	233	2	32.723	42.606	26.440	1:41.769	257
5	31.965	44.054	27.220	1:43.239	228	3	30.549	42.200	26.225	1:38.974	251
6	31.366	43.642	27.615	1:42.623	236						

Chief Time Keeper - Scott Laing

Clerk of Course - Tom Williams





2013



Round 4 & 5 : Sydney Motorsports Park : August 1 - 4

SUPERSPORT

Round 4 - Practice 1

Date: 01/08/13
Event: P02
Weather: Sunny - Temp: 11.6C
Track: Dry - Temp: 19.2C

Started at: 09:35:44
Laps: 20 Min
Starters: 23
Printed at: 10:00

PROVISIONAL SPLIT TIMES

Lap	Split 1	Split 2	Split 3	Lap Time	Speed	Lap	Split 1	Split 2	Split 3	Lap Time	Speed
4	31.052	41.400	26.355	1:38.807	239	8	30.769	42.862	26.670	1:40.301	251
5	29.461	42.124	26.133	1:37.718	251	9	33.415	42.938	26.711	1:43.064	260
6	29.374	41.386	26.007	1:36.767	239	10	30.542	44.340	50.062	2:04.944	
7	29.934	41.099	26.209	1:37.242	251	11	1:31.464	43.196	27.064	2:41.724	260
50 Callum SPRIGGS (QLD) (2nd)						58 Anthony QUINN (NSW) (19th)					
1	2:35.294	45.165	27.874	3:48.333	236	1	1:57.684	49.430	28.820	3:15.934	245
2	32.410	43.059	26.344	1:41.813	242	2	34.120	44.955	27.281	1:46.356	251
3	30.822	42.112	26.058	1:38.992	242	3	32.205	42.997	27.004	1:42.206	254
4	30.679	41.556	26.572	1:38.807	239	4	31.595	44.670	40.671	1:56.936	
5	29.654	41.762	26.044	1:37.460	242	59 Luke BURGESS (QLD) (14th)					
6	29.431	41.067	25.800	1:36.298	233	1	1:07.459	49.829	29.623	2:26.911	245
7	30.283	41.000	25.800	1:37.083	239	2	35.519	48.138	28.421	1:52.078	257
8	29.552	41.285	25.892	1:36.729	239	3	32.853	44.842	27.747	1:45.442	242
9	32.620	43.467	39.777	1:55.864		4	32.103	43.363	27.189	1:42.655	260
52 Ryan TAYLOR (VIC) (1st)						5	33.312	44.846	27.913	1:46.071	248
1	1:09.324	48.940	28.684	2:26.948	254	6	31.528	42.894	27.376	1:41.798	251
2	5:15.381	41.851	26.483	6:23.715	245	7	31.135	43.536	27.186	1:41.857	251
3	29.912	41.260	26.160	1:37.332	264	8	31.294	42.316	26.775	1:40.385	257
4	29.324	40.835	26.027	1:36.186	251	9	36.349	50.489	42.031	2:08.869	
5	29.861	40.758	25.927	1:36.546	251	64 Aaron MORRIS (VIC) (4th)					
6	29.276	40.350	25.971	1:35.597	254	1	1:00.661	44.327	26.893	2:11.881	257
7	30.284	42.489	36.257	1:49.030		2	30.348	42.267	26.539	1:39.154	248
53 Mason COOTE (WA) (13th)						3	31.370	42.271	26.344	1:39.985	260
1	1:13.741	49.208	28.836	2:31.785	245	4	30.420	42.015	26.314	1:38.749	264
2	34.576	46.402	28.140	1:49.118	254	5	30.509	41.372	26.675	1:38.556	251
3	32.317	44.759	30.253	1:47.329	195	6	31.146	42.113	26.377	1:39.636	257
4	33.044	43.937	27.010	1:43.991	257	7	29.440	42.847	26.752	1:39.039	260
5	31.531	42.963	27.861	1:42.355	251	8	29.342	41.073	26.129	1:36.544	254
6	30.902	43.068	26.881	1:40.851	254	9	30.195	42.491	40.737	1:53.423	
7	31.060	44.453	26.821	1:42.334	245						


Chief Time Keeper - Scott Laing

Clerk of Course - Tom Williams



Computime Race Timing Systems Pty Ltd © 1996
Licensed to Computime Race Timing Systems
www.computime.com.au

COMPUTIME RACE TIMING SYSTEMS PTY LTD
9 Timber Lane, Glen Waverley, Vic 3150. Ph : 0418 17 13 17
E-mail : scott@computime.com.au



Round 4 & 5 : Sydney Motorsports Park : August 1 - 4

SUPERSPORT

Round 4 - Practice 1

Date: 01/08/13
 Event: P02
 Weather: Sunny - Temp: 11.6C
 Track: Dry - Temp: 19.2C


Started at: 09:35:44
 Laps: 20 Min
 Starters: 23
 Printed at: 10:00

PROVISIONAL SPLIT TIMES

Lap	Split 1	Split 2	Split 3	Lap Time	Speed	Lap	Split 1	Split 2	Split 3	Lap Time	Speed
65 Hudson PITT (SA) (18th)						7	30.705	43.261	26.533	1:40.499	248
1	1:01.703	48.839	28.704	2:19.246	245	8	30.583	42.845	26.734	1:40.162	257
2	33.287	45.978	28.044	1:47.309	236	9	30.812	44.245	37.550	1:52.607	
3	32.223	45.077	27.350	1:44.650	254	78 Michael BLAIR (NSW) (7th)					
4	31.999	45.398	27.484	1:44.881	254	1	59.859	44.584	27.073	2:11.516	251
5	31.945	45.305	44.754	2:02.004		2	2:44.217	43.849	26.928	3:54.994	260
6	3:22.675	47.138	28.146	4:37.959	260	3	30.200	42.913	26.397	1:39.510	257
7	31.905	44.164	28.088	1:44.157	254	4	30.722	43.373	26.186	1:40.281	264
8	31.348	44.162	27.322	1:42.832	254	5	29.818	41.747	25.999	1:37.564	257
9	31.147	43.784	27.169	1:42.100	257	6	29.695	41.633	36.469	1:47.797	
10	31.027	43.942	27.171	1:42.140	257	7	2:16.198	42.940	26.528	3:25.666	254
68 Mitch LEVY (NSW) (10th)						8	29.860	41.627	26.209	1:37.696	257
1	1:01.406	44.824	27.543	2:13.773	245	9	29.939	41.661	26.206	1:37.806	257
2	31.799	43.773	27.488	1:43.060	239	10	29.866	41.617	26.294	1:37.777	257
3	31.940	44.399	27.021	1:43.360	242	81 Chris PERINI (NSW) (15th)					
4	31.476	43.810	27.080	1:42.366	245	1	2:03.376	47.471	29.078	3:19.925	223
5	30.705	43.371	26.946	1:41.022	245	2	33.708	45.872	28.601	1:48.181	228
6	30.788	42.823	26.945	1:40.556	239	3	32.386	44.386	27.818	1:44.590	228
7	30.635	43.084	26.844	1:40.563	239	4	31.971	43.938	27.663	1:43.572	226
8	30.701	42.986	26.775	1:40.462	242	5	31.641	43.365	27.838	1:42.844	223
9	30.466	42.955	26.991	1:40.412	242	6	31.575	43.257	27.469	1:42.301	223
10	30.673	42.736	26.853	1:40.262	245	7	31.352	43.350	27.149	1:41.851	231
11	30.732	43.387	27.017	1:41.136	251	8	31.331	43.055	27.254	1:41.640	228
12	30.119	42.492	26.817	1:39.428	245	9	31.093	43.015	27.655	1:41.763	231
69 Michael LOCKART (NSW) (12th)						10	31.042	43.823	27.833	1:42.698	236
1	2:09.189	49.510	29.273	3:27.972	248	11	31.198	43.132	27.504	1:41.834	231
2	34.383	47.157	28.975	1:50.515	231	12				1:41.077	
3	32.132	45.444	30.991	1:48.567	233	82 Chris QUINN (NSW) (8th)					
4	37.373	50.444	36.077	2:03.894		1	1:59.359	47.263	28.251	3:14.873	233
5	3:26.958	47.209	27.374	4:41.541	242	2	32.347	43.633	27.591	1:43.571	236
6	31.184	43.281	26.902	1:41.367	254						

Chief Time Keeper - Scott Laing

Clerk of Course - Tom Williams





2013

SUPERBIKE CHAMPIONSHIPS
BROUGHT TO YOU BY**Round 4 & 5 : Sydney Motorsports Park : August 1 - 4****SUPERSPORT****Round 4 - Practice 1**

Date: 01/08/13

Event: P02

Weather: Sunny - Temp: 11.6C

Track: Dry - Temp: 19.2C

Started at: 09:35:44

Laps: 20 Min

Starters: 23


Printed at: 10:00

PROVISIONAL SPLIT TIMES

Lap	Split 1	Split 2	Split 3	Lap Time	Speed	Lap	Split 1	Split 2	Split 3	Lap Time	Speed
3	31.274	42.895	26.826	1:40.995	254	2	35.723	48.502	30.500	1:54.725	245
4	30.267	42.142	26.537	1:38.946	248	3	38.923	56.225	55.990	2:31.138	
5	29.941	42.518	26.556	1:39.015	260	4	2:07.108	48.157	29.302	3:24.567	245
6	29.745	41.545	26.328	1:37.618	257	5	34.565	47.324	29.846	1:51.735	245
7	29.701	41.693	26.302	1:37.696	257	6	35.177	48.477	29.998	1:53.652	242
8	35.771	49.551	40.248	2:05.570		7	35.736	49.444	54.650	2:19.830	
83 Kyle BUCKLEY (QLD) (9th)						96 Aaron GOBERT (NSW) (3rd)					
1	3:41.359	48.401	28.739	4:58.499	239	1	3:08.603	46.733	27.805	4:23.141	245
2	32.362	44.634	27.280	1:44.276	254	2	31.942	44.353	27.508	1:43.803	251
3	31.260	43.458	27.010	1:41.728	248	3	30.160	43.055	26.892	1:40.107	242
4	30.903	42.879	26.760	1:40.542	254	4	29.805	42.699	26.324	1:38.828	248
5	30.437	42.388	26.616	1:39.441	260	5	29.506	41.569	26.272	1:37.347	248
6	30.154	42.290	26.881	1:39.325	248	6	29.592	41.284	26.102	1:36.978	239
7	30.724	42.343	26.526	1:39.593	254	7	29.350	40.945	26.046	1:36.341	251
8	30.288	42.773	26.746	1:39.807	242	8	31.462	42.078	37.315	1:50.855	
9	30.828	47.181	46.682	2:04.691		9	2:24.079	42.185	26.147	3:32.411	251
						10	29.371	41.345	26.353	1:37.069	242
84 Thomas BRYDEN (NSW) (11th)						97 Joshua CUMING (QLD) (21th)					
1	1:35.244	50.225	29.180	2:54.649	236	1	3:36.153	54.291	31.118	5:01.562	231
2	34.809	47.280	28.553	1:50.642	236	2	35.031	48.819	28.729	1:52.579	228
3	32.694	44.904	27.941	1:45.539	251	3	32.938	45.897	28.296	1:47.131	228
4	32.304	44.848	27.748	1:44.900	248	4	33.320	46.036	27.688	1:47.044	233
5	32.092	44.170	27.343	1:43.605	248	5	31.782	44.955	27.950	1:44.687	233
6	31.386	43.614	27.366	1:42.366	245	6	32.249	44.930	28.069	1:45.248	218
7	31.273	44.366	39.744	1:55.383		7	31.650	44.363	27.483	1:43.496	233
8	1:52.325	44.884	27.502	3:04.711	251	8	31.296	48.127	27.432	1:46.855	236
9	31.121	43.358	27.088	1:41.567	251	9	32.495	47.551	54.714	2:14.760	
10	30.792	42.731	26.631	1:40.154	248						
89 Anthony VILLELLA (QLD) (23th)											
1	3:47.710	51.618	31.237	5:10.565	245						

Chief Time Keeper - Scott Laing

Clerk of Course - Tom Williams




Computime Race Timing Systems Pty Ltd © 1996

Licensed to Computime Race Timing Systems

www.computime.com.au**COMPUTIME RACE TIMING SYSTEMS PTY LTD**

9 Timber Lane, Glen Waverley, Vic 3150. Ph : 0418 17 13 17

E-mail : scott@computime.com.au



2013 QBE



Round 4 & 5 : Sydney Motorsports Park : August 1 - 4

SUPERSPORT

Round 4 - Practice 1

Date: 01/08/13
Event: P02
Weather: Sunny - Temp: 11.6C
Track: Dry - Temp: 19.2C

Started at: 09:35:44
Laps: 20 Min
Starters: 23
Printed at: 10:00

PROVISIONAL FASTEST LAPS SEQUENCE

Race Time	No	Name	Machine	Fastest Lap	On Lap
3:48.838	2	Daniel FALZON (SA)	Yamaha YZF-R6	1:41.574	1
3:51.035	64	Aaron MORRIS (VIC)	Yamaha YZF-R6	1:39.154	1
7:08.180	2	Daniel FALZON (SA)	Yamaha YZF-R6	1:38.894	3
7:09.769	64	Aaron MORRIS (VIC)	Yamaha YZF-R6	1:38.749	3
8:48.325	64	Aaron MORRIS (VIC)	Yamaha YZF-R6	1:38.556	4
10:25.405	50	Callum SPRIGGS (QLD)	Yamaha YZF-R6	1:37.460	4
10:27.995	52	Ryan TAYLOR (VIC)	Yamaha YZF-R6	1:37.332	2
10:31.886	2	Daniel FALZON (SA)	Yamaha YZF-R6	1:36.866	5
12:01.703	50	Callum SPRIGGS (QLD)	Yamaha YZF-R6	1:36.298	5
12:04.181	52	Ryan TAYLOR (VIC)	Yamaha YZF-R6	1:36.186	3
15:16.324	52	Ryan TAYLOR (VIC)	Yamaha YZF-R6	1:35.597	5

Chief Time Keeper - Scott Laing

Clerk of Course - Tom Williams




Computime Race Timing Systems Pty Ltd © 1996
Licensed to Computime Race Timing Systems

www.computime.com.au

COMPUTIME RACE TIMING SYSTEMS PTY LTD

9 Timber Lane, Glen Waverley, Vic 3150. Ph : 0418 17 13 17

E-mail : scott@computime.com.au





2013



SUPERBIKE CHAMPIONSHIPS

BROUGHT TO YOU BY



www.ma.org.au

**Round 4 & 5 : Sydney Motorsports Park : August 1 - 4****SUPERSPORT****Round 4 - Practice 1**

Date: 01/08/13
 Event: P02
 Weather: Sunny - Temp: 11.6C
 Track: Dry - Temp: 19.2C

Started at: 09:35:44
 Laps: 20 Min
 Starters: 23
 Printed at: 10:00

PROVISIONAL BEST PARTIAL TIMES

Pos	Name	Split 1		Split 2		Split 3		LAP	Ideal	Fastest
		Time	Name	Time	Name	Time	Name			
1	D. FALZON	29.239	R. TAYLOR	40.350	C. SPRIGGS	25.800	R. TAYLOR	1:35.553	1:35.597	
2	R. TAYLOR	29.276	A. GOBERT	40.945	R. TAYLOR	25.927	C. SPRIGGS	1:36.231	1:36.298	
3	A. MORRIS	29.342	C. SPRIGGS	41.000	M. BLAIR	25.999	A. GOBERT	1:36.341	1:36.341	
4	A. GOBERT	29.350	A. MORRIS	41.073	A. WAGNER	26.007	A. WAGNER	1:36.480	1:36.767	
5	A. WAGNER	29.374	A. WAGNER	41.099	D. FALZON	26.012	A. MORRIS	1:36.544	1:36.544	
6	C. SPRIGGS	29.431	D. FALZON	41.299	A. GOBERT	26.046	D. FALZON	1:36.550	1:36.866	
7	M. BLAIR	29.695	C. QUINN	41.545	A. MORRIS	26.129	M. BLAIR	1:37.311	1:37.564	
8	C. QUINN	29.701	M. BLAIR	41.617	C. QUINN	26.302	C. QUINN	1:37.548	1:37.618	
9	M. LEVY	30.119	K. BUCKLEY	42.290	K. BUCKLEY	26.526	K. BUCKLEY	1:38.970	1:39.325	
10	K. BUCKLEY	30.154	L. BURGESS	42.316	M. LOCKART	26.533	M. LEVY	1:39.386	1:39.428	
11	M. COOTE	30.542	M. LEVY	42.492	T. BRYDEN	26.631	M. LOCKART	1:39.961	1:40.162	
12	M. LOCKART	30.583	T. BRYDEN	42.731	M. COOTE	26.670	M. COOTE	1:40.074	1:40.301	
13	T. BRYDEN	30.792	M. LOCKART	42.845	L. BURGESS	26.775	T. BRYDEN	1:40.154	1:40.154	
14	H. PITT	31.027	M. COOTE	42.862	M. LEVY	26.775	L. BURGESS	1:40.226	1:40.385	
15	C. PERINI	31.042	A. QUINN	42.997	M. RAMDAN	26.861	C. PERINI	1:41.077	1:41.077	
16	L. BURGESS	31.135	C. PERINI	43.015	A. QUINN	27.004	M. RAMDAN	1:41.294	1:41.367	
17	J. CUMING	31.296	M. RAMDAN	43.123	A. COOTE	27.094	A. QUINN	1:41.596	1:42.206	
18	M. RAMDAN	31.310	A. COOTE	43.264	C. PERINI	27.149	A. COOTE	1:41.696	1:41.896	
19	D. MAYES	31.326	D. MAYES	43.701	H. PITT	27.169	H. PITT	1:41.980	1:42.100	
20	A. COOTE	31.338	H. PITT	43.784	D. MAYES	27.289	D. MAYES	1:42.316	1:42.693	
21	A. QUINN	31.595	J. CUMING	44.363	J. CUMING	27.432	J. CUMING	1:43.091	1:43.496	
22	D. ROUGHLEY	34.193	A. VILLELLA	47.324	D. ROUGHLEY	28.620	D. ROUGHLEY	1:50.814	1:51.053	
23	A. VILLELLA	34.565	D. ROUGHLEY	48.001	A. VILLELLA	29.302	A. VILLELLA	1:51.191	1:51.735	

Scott Laing
 Chief Time Keeper - Scott Laing

Tom Williams
 Clerk of Course - Tom Williams



Computime Race Timing Systems Pty Ltd © 1996
 Licensed to Computime Race Timing Systems

www.computime.com.au

COMPUTIME RACE TIMING SYSTEMS PTY LTD

9 Timber Lane, Glen Waverley, Vic 3150. Ph : 0418 17 13 17

E-mail : scott@computime.com.au

